

İki Parçalı İskele

Double Part Scaffolding

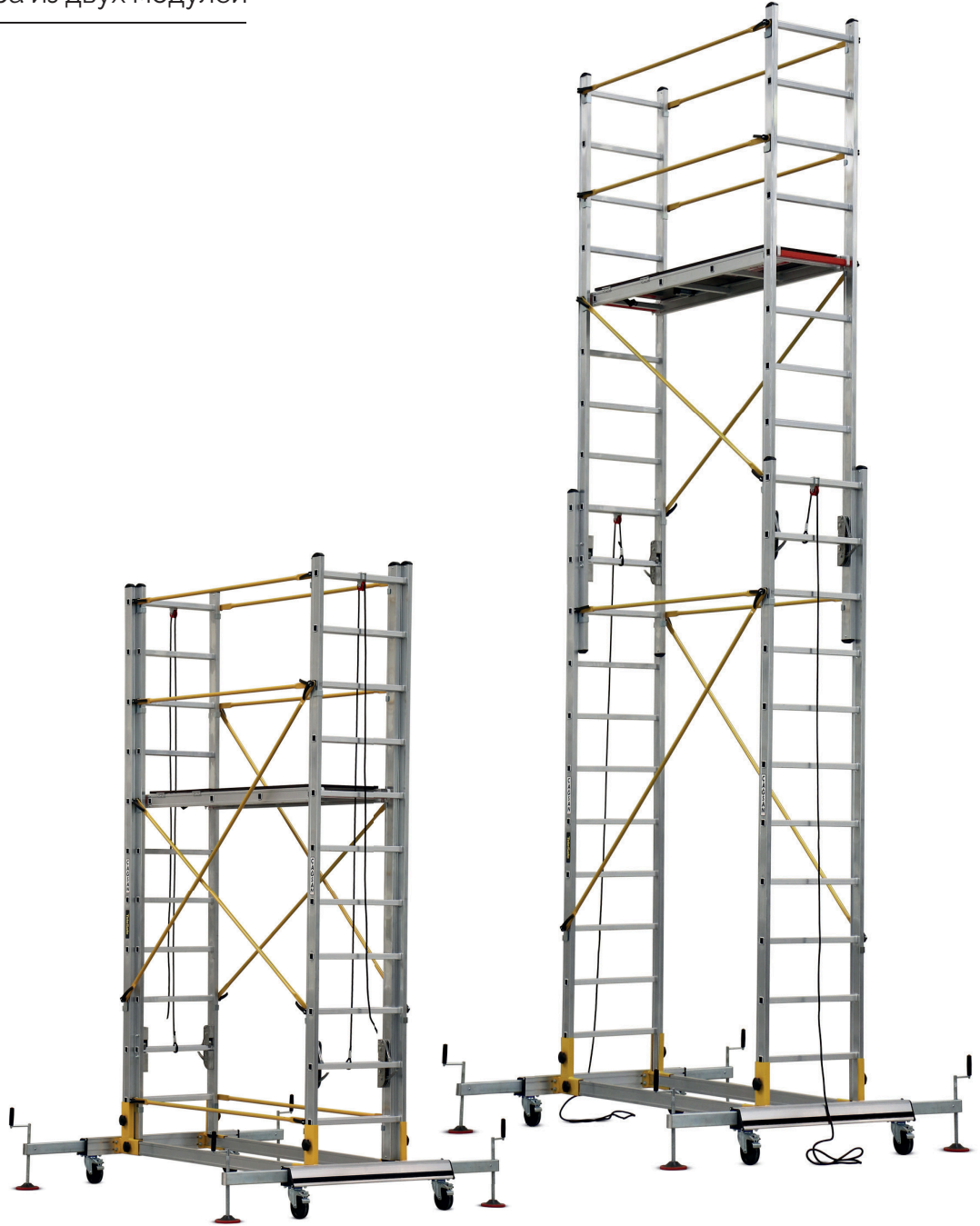
Zweiteiliges Gerüst

Échafaudage à deux plans

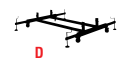
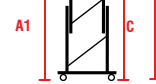
Andamios de Dos Piezas

Телескопическая вышка-тура из двух модулей

TeleSafe



MAX.
2,0 kN/m²



| | | A (m.) | A1 (m.) | C (m.) | B (m.) | (kg.) | D (cm.) | E (cm.) | F (cm.) |
|------|------|--------|---------|--------|--------|-------|-------------|-----------|-----------|
| S004 | 2x8 | 2,50 | 3,90 | 2,75 | 4,55 | 81,4 | 125-215x210 | 60x225x38 | 39x122x46 |
| S005 | 2x10 | 3,05 | 4,95 | 3,83 | 5,63 | 91 | 125-215x210 | 60x280x38 | 39x122x46 |
| S006 | 2x11 | 3,34 | 5,54 | 4,42 | 6,22 | 94,2 | 125-215x210 | 60x310x38 | 39x122x46 |
| S007 | 2x13 | 3,87 | 6,35 | 5,23 | 7,03 | 100,6 | 145-235x210 | 60x360x38 | 39x148x46 |
| S008 | 2x15 | 4,41 | 7,17 | 6,05 | 7,85 | 140 | 145-235x215 | 60x415x45 | 39x154x46 |



 **CAGSAN**
www.cagsanmerdiven.com

